

# Series PW-2

- Pressure Washing • Steam Cleaning
- Spray Operations • Washdown

## To handle single 3/8" I.D. hose.

Lightweight, compact and versatile, the PW Series is designed for mobile and portable pressure wash equipment.

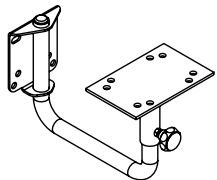
- Permanent direct crank rewind.
- Adjustable split bearing brake assembly.
- Standard inlet: full flow swivel joint with 1/2" NPT fitting.
- Standard outlet: 3/8" female NPT fitting.
- Other sizes and/or threads can be furnished and must be specified.
- Pressures up to 4000 psi (276 bar).
- Product temperatures from +20°F to +400°F (-7°C to +204°C).
- Consult factory for other temperatures.
- Specify mounting position when ordering mounting kits.
- Black powder coated finish.
- Optional SS construction and internals – consult factory.



Crank rewind

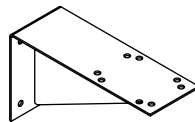
Optional PWK-200 mounting kit shown

## Mounting Kits



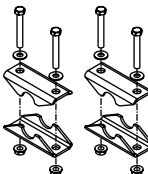
PWK-400

Wall mount with pivot



PWK-200

Wall mount



PWK-300

For round tubing mount

## PARTS DRAWING – ISO 193

Model Number	Hose Capacity of Reel feet m			Approx. Weight Crank Rewind lb. kg		Reel Dimensions*** in. mm									
	I.D. in. mm	3/8 10	1/2 13	NET	SHIP	A	B	C	D	E	F	G	H	X	Y
	O.D. in. mm	3/4 19	7/8 22												
PW-2		125 38	75 23	26 12	58* 26	9 229	6 152	6 152	4 102	16.75 425	17 432	18.25 464	10 254	5 127	2.75 70

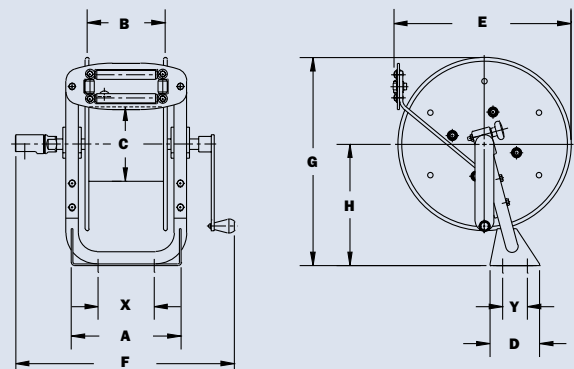
### Notes:

1. Specifications subject to change.
2. **Finish:** Refer to page 27.
3. **Be sure to check dimensions and weights prior to ordering.**

**NOTICE:** A flexible connector must be used between the inlet pipe and the inlet swivel joint.

\* Dimensional weight applies when shipped as a parcel package (via FedEx or UPS Ground).

\*\*\*X, Y indicate mounting holes. See page 2.



REEL TECH PTY LTD  
Australia & New Zealand

AU | reeltec.com.au  
Phone: +61 3 9583 2368  
Free call: 1800 REELIN

NZ | reeltec.co.nz  
Phone: +64 7 839 6444  
Free call: 0800 REELIN

sales@reeltech.com.au  
sales@reeltech.co.nz